
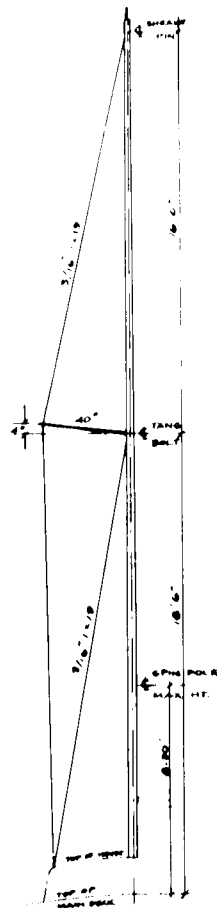
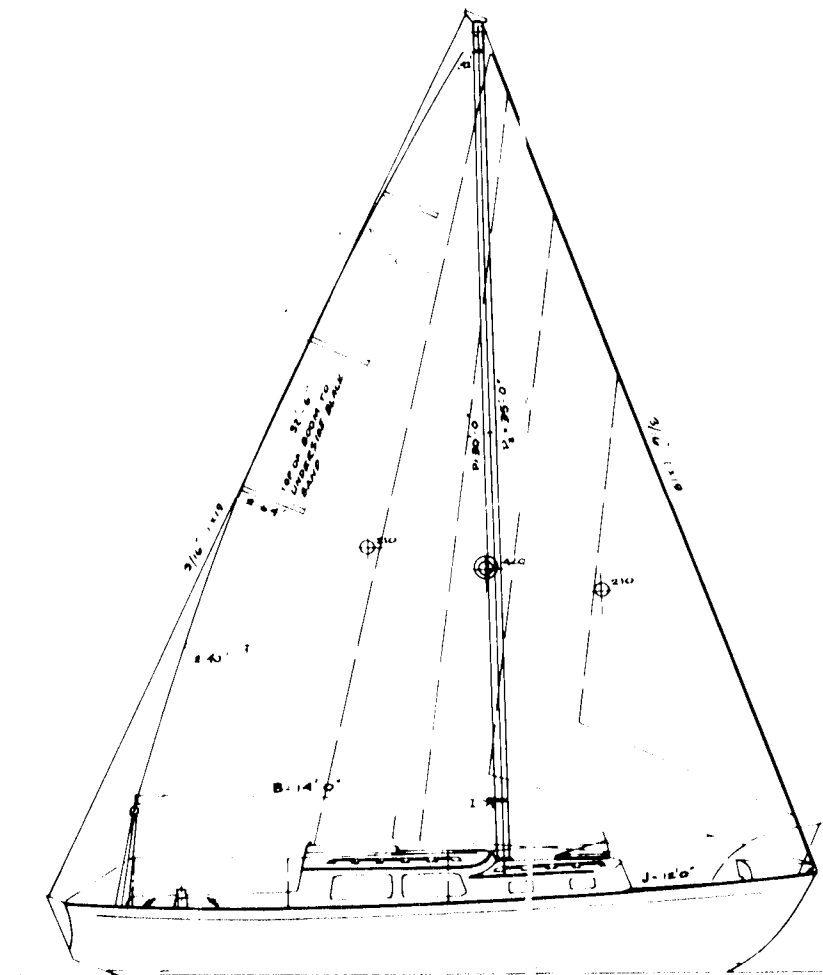


| SAIL | WT | FOOT | HUSET | VEECH | AREA | HEAD Meters | REMARKS |
|------------------|---------------------|---------|---------|---------|------|----------------|-------------------------|
| MAIN | 6 ⁰⁰ D | 55R | 28' 0" | 22' 9" | 147 | 7' 0" | "405 VALUES FOR 1/2" LW |
| WORKING JIB | 6 ⁰⁰ D | 15' 2" | 28' 0" | 22' 9" | 147 | 7' 0" | |
| LAPPER | 6 ⁰⁰ D | 10' 5" | 35' 0" | 30' 0" | 231 | 2' 0" | |
| GENOA | 4 ⁰⁰ D | 19' 6" | 35' 0" | 32' 9" | 318 | | LF 18' 0" MAX |
| LIGHT GENOA | 25 ⁰⁰ D | 19' 6" | 35' 0" | 32' 9" | 315 | | LF 18' 0" MAX |
| C.C.A. SPINNAKER | 12 ⁰⁰ N | 21' 60" | 38' 15" | 35' 15" | 640 | | |
| DRIFTER | 3/4 ⁰⁰ N | 16' 6" | 35' 0" | 31' 10" | 252 | | |
| STORM JIB | 6 ⁰⁰ D | 9' 3" | 19' 0" | 14' 1" | 62 | 4' 0" | 2' 0" JACK PITCHANT |



CALIFORNIA-30

The number one CAL-30, the Satori, has truly become "numero uno." She crossed her first starting line less than a week after launching; she has raced and won consistently ever since. She was the overall winner of the famed Whitney Series in her first year, racing against the cream of the Southern California Ocean Racing Fleet. She was first in the Ahmanson series that same year. The next year she won overall honors in the companion series for M.O.R.C. boats.

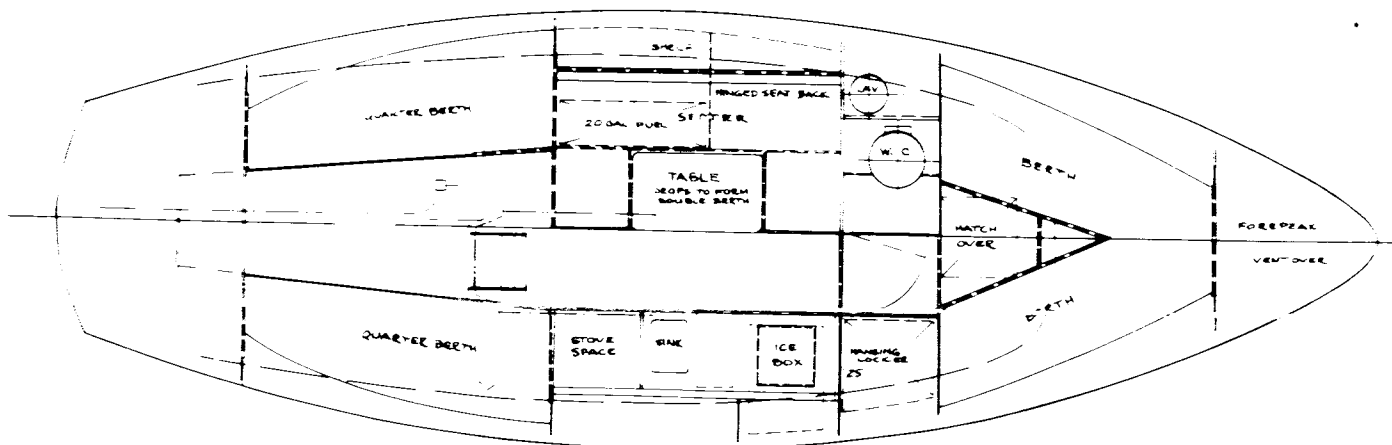
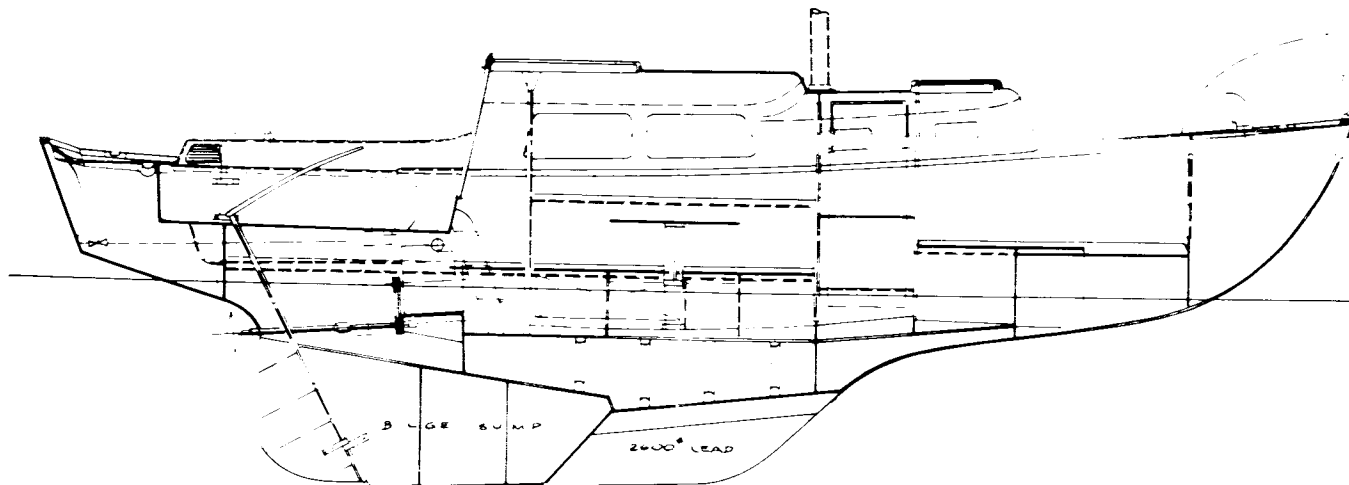
CALIFORNIA-30

The CAL-30 is a big thirty footer in other ways as well. Her spacious accommodations make weekend and vacation cruising a pleasure for the whole family. Her main cabin has a convenient and roomy galley, with ice-box, stove, and sink built in. Drawers and cupboards are below the long counter, and behind it is a spacious storage bin. An attractive settee completes this functional comfortable main cabin.

The enclosed head is fitted with basin, fresh water pump, and mirror. Opposite the head is a

large hanging locker, and forward is the private owner's cabin with two comfortable berths.

There are unique innovations in the rigging design on the CAL-30. The chain plates are placed inboard on the cabin trunk. A single lower shroud is used, thus allowing a great deal of latitude in sail trim. Auxiliary power is provided by an inboard gasoline engine. Requiring minimum maintenance because of impregnated color, and no varnish requiring trim (because all exterior wood is teak) this sloop is the fulfillment of a "sailing" sailor's dream.



SPECIFICATIONS

| | | | |
|--------|-------|--------------|-------------|
| L.O.A. | 30' | SAIL AREA | 420 Sq. Ft. |
| L.W.L. | 24.5' | DISPLACEMENT | 8200 Lbs. |
| BEAM | 10' | BALLAST | 2550 Lbs. |
| DRAFT | 4'6" | | |

DESIGNED BY: C. Wm. Lapworth

DESIGN FEATURES: Six full length berth accommodations.

Private forward cabin. Spacious main cabin with comfortable settee arrangement. Complete galley. Generous and convenient storage space. Enclosed head. Hanging locker. Large cockpit. Inboard auxiliary engine.

DESIGNED TO PLEASE the discriminating yachtsman who demands a high performance ocean racer. The sailing family which likes safe, comfortable cruising. The man who would rather sail than maintain a boat.

CONSTRUCTION

| | |
|-------------------------|---|
| HULL | one piece molded fiberglass |
| DECK | one piece molded fiberglass |
| MAST AND BOOM | light-weight aluminum alloy |
| STANDING RIGGING | stainless steel machine swaged fittings |
| RUNNING RIGGING | stainless steel and dacron |
| TURNBUCKLES | bronze with toggles |
| HARDWARE | Merriman and South Coast |
| BALLAST | lead |